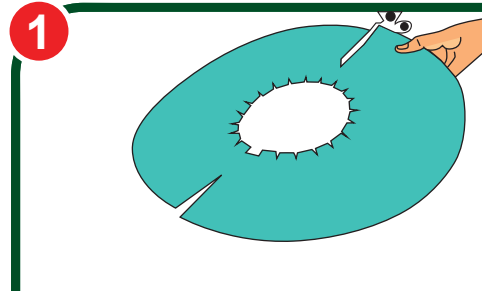
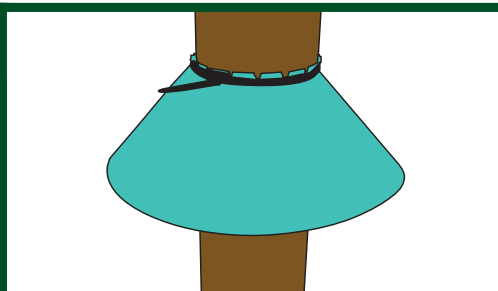


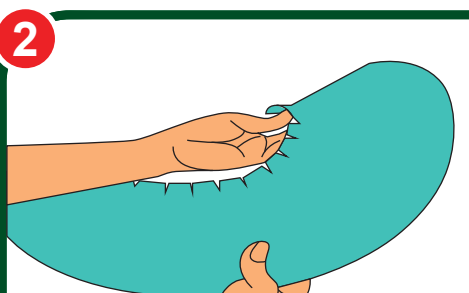
CHECKLIST

One set contains 4 pieces of Rodent Guard.

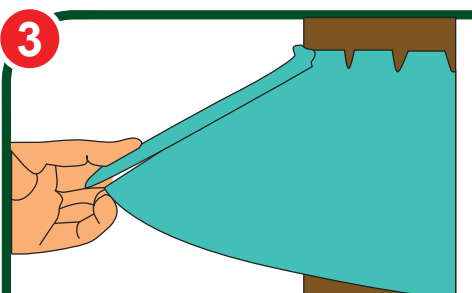
One set of rodent guard can be installed on any platform legs with leg perimeter (round or square) of 22 cm (9") to 44 cm (17").



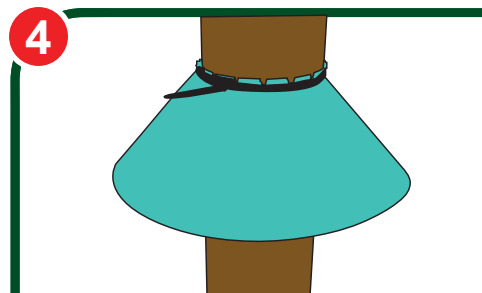
1
 If the leg perimeter is smaller, the rodent guard can be cut in half to fit. Cut along the lines at the back of the rodent guard.



2
 Fold the rodent guard's teeth upwards against the sides of the leg to fit the rodent guard on each leg.



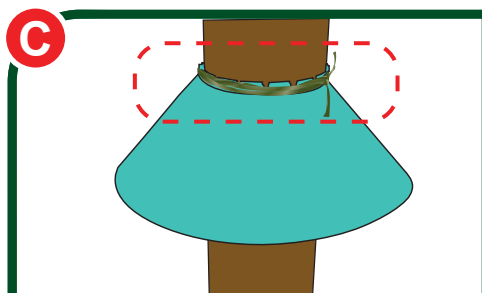
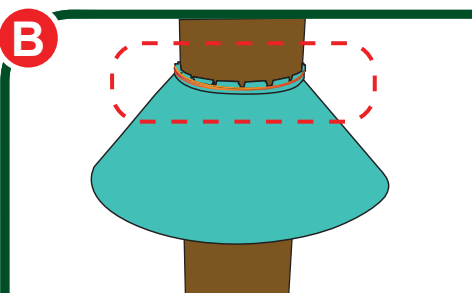
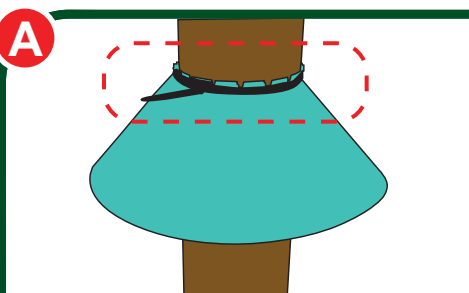
3
 Make sure to overlap the sides at least one inch.



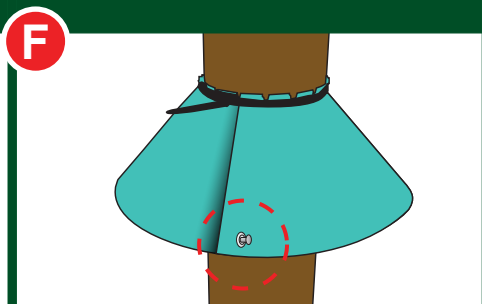
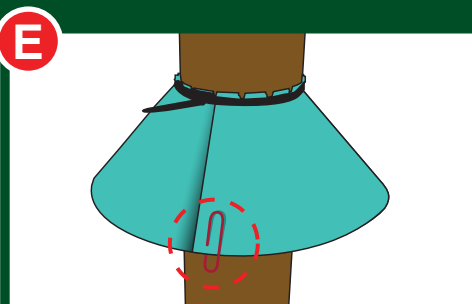
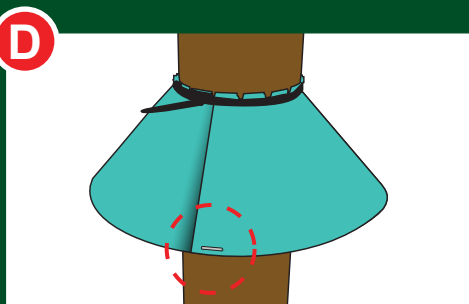
4
 Lock using staple wire, cable tie, or any fastener.

METHODS TO FASTEN THE RODENT GUARDS

Note: Fastening materials are NOT included in the package.

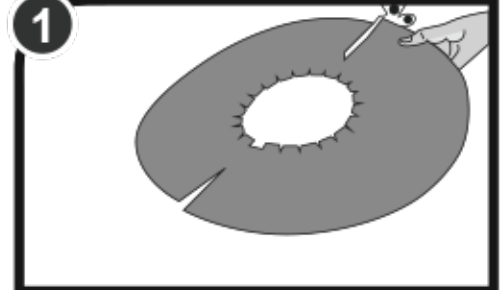
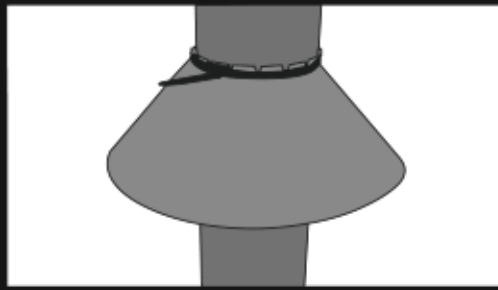
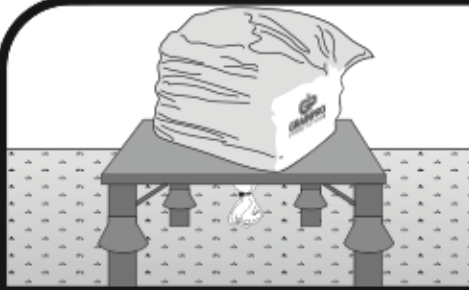


1. To hold the rodent guard in place, Cable tie(A), GI wire (B), or string (C) can be used. Tie the teeth of the rodent guard on the leg using any available fastener.



2. The overlap at the bottom can be fastened using staple wire (D), paper clip (E), or small nail/rivet (F).





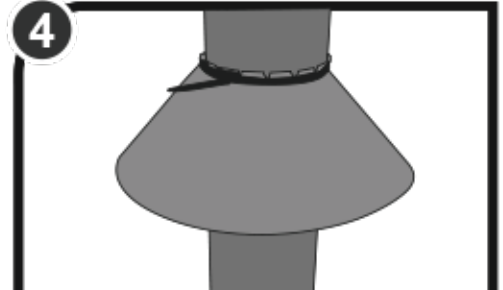
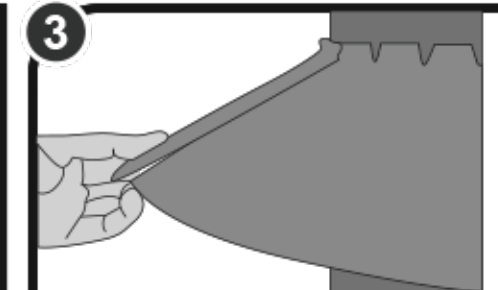
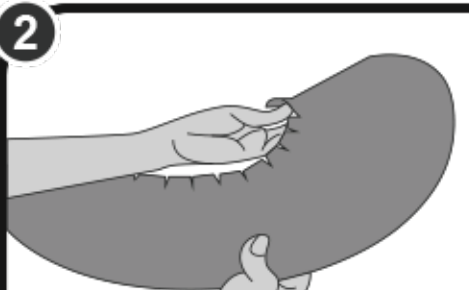
CHECKLIST

One set contains 4 pieces of Rodent Guard.

One set of rodent guard can be installed on any platform legs with leg perimeter (round or square) of 22 cm (9") to 44 cm (17").

1

If the leg perimeter is smaller, the rodent guard can be cut in half to fit. Cut along the lines at the back of the rodent guard.



2

Fold the rodent guard's teeth upwards against the sides of the leg to fit the rodent guard on each leg.

3

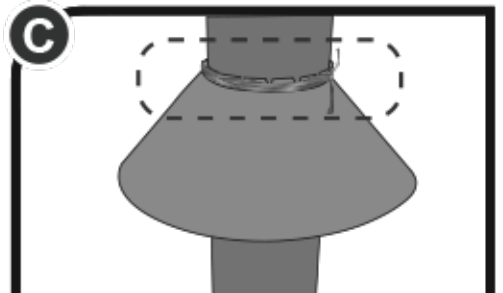
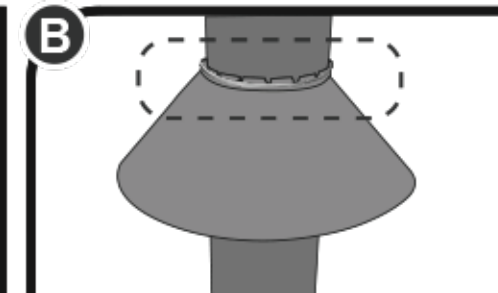
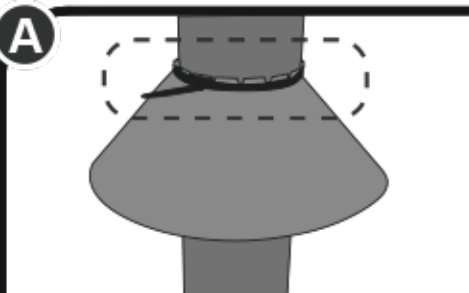
Make sure to overlap the sides at least one inch.

4

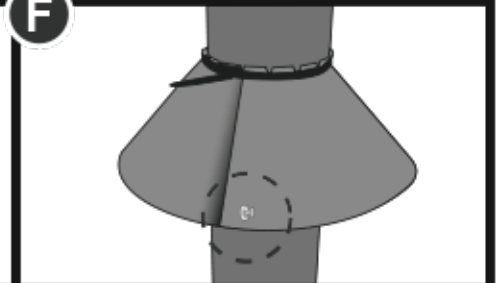
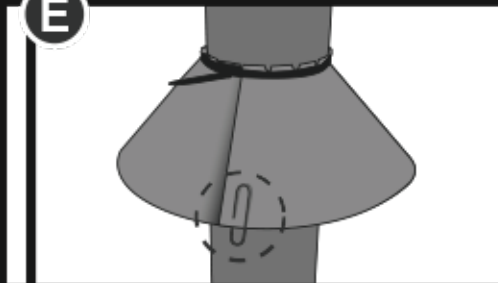
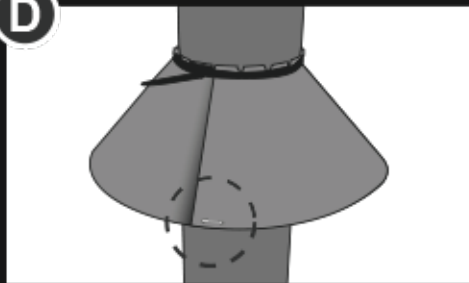
Lock using staple wire, cable tie, or any fastener.

METHODS TO FASTEN THE RODENT GUARDS

Note: Fastening materials are NOT included in the package.



1. To hold the rodent guard in place, Cable tie (A), GI wire (B), or string (C) can be used. Tie the teeth of the rodent guard on the leg using any available fastener.



2. The overlap at the bottom can be fastened using staple wire (D), paper clip (E), or small nail/rivet (F).

